



Location makes advertising work.

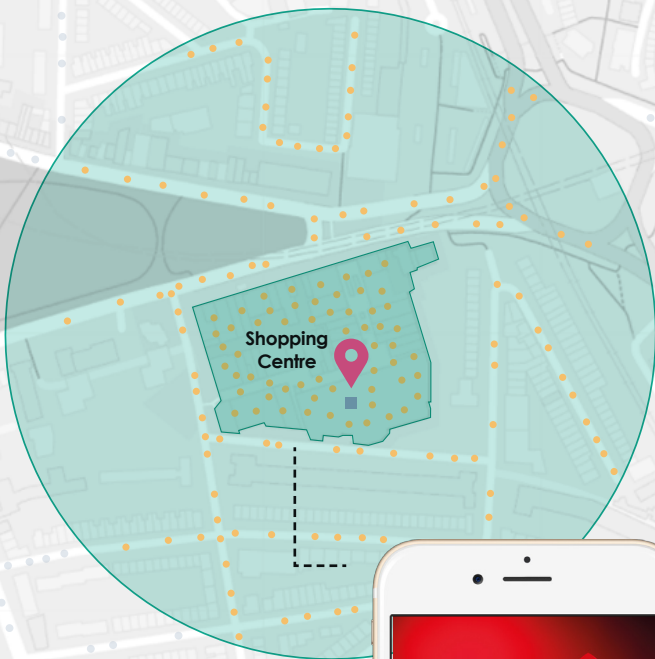


Blis Proximity

Accurate geo-fencing that performs at scale

Enables brands to identify and serve digital advertising to consumers currently within a set distance of single or multiple defined locations.

How Proximity works:



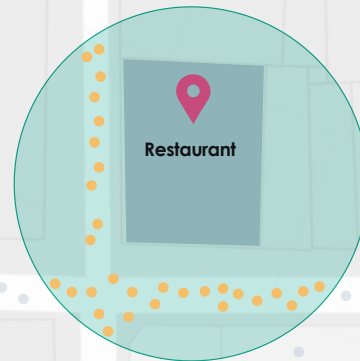
Drive Time:
20min



- Target Devices (GPS/Wi-Fi)
- Devices Not In Proximity
- Brand Stockist




OR



Catchment Area: 250m



- Target Devices (GPS/Wi-Fi)
- Devices Not In Proximity
- Specific Location



Blis Proximity can:



Drive measurable real world footfall into a specified location.



Influence the consumer decision making purchase process through relevant targeting.

Contact us